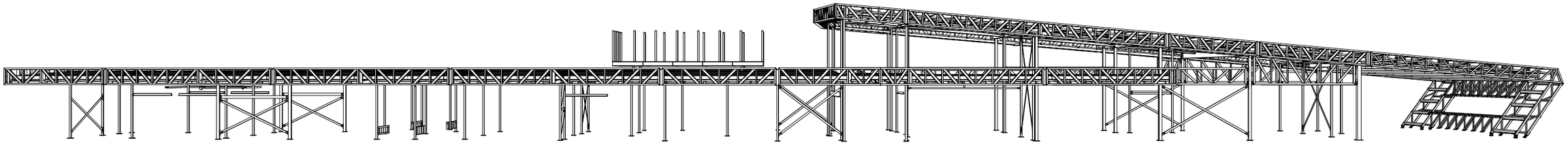

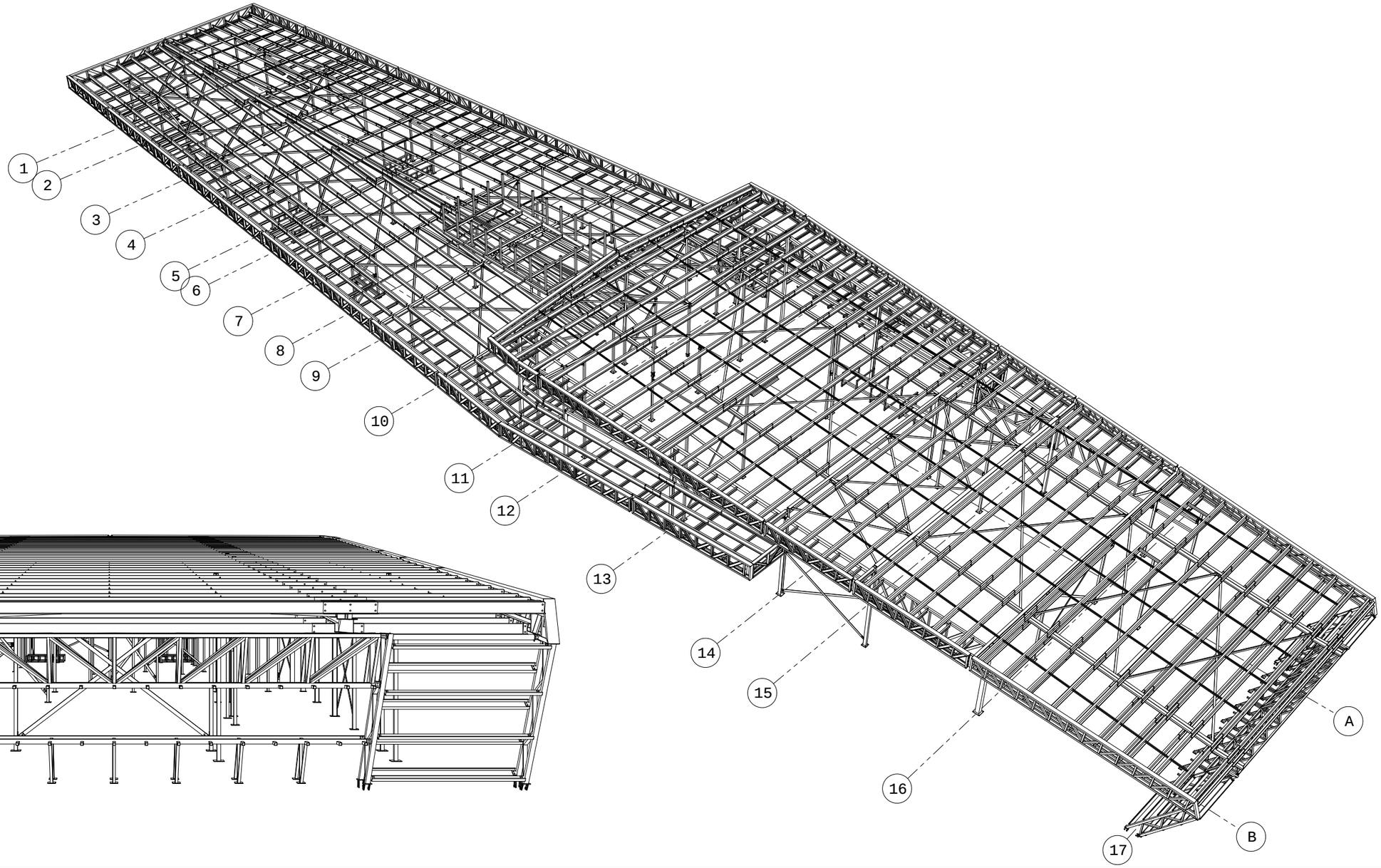

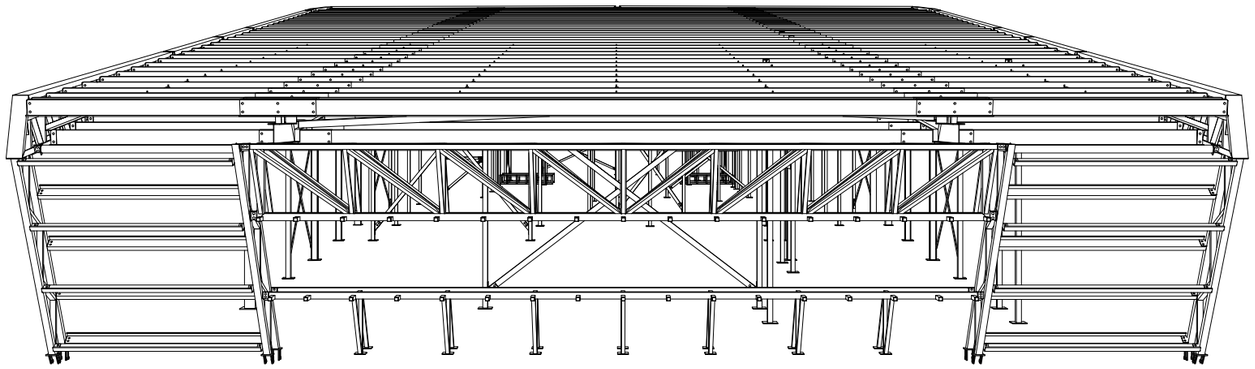

NOTES:
1. ALL HORIZONTAL MEMBERS ARE MARKED ON "TOP" FACE OF NORTH OR WEST END
2. * DENOTES MARKS ARE ON THE "TOP" FACE OF SOUTH OR EAST END
3. ALL PFC'S , FRAMES , HORIZ/VERT BRACING TO BE ERECTED WITH DIRECTION OF LEGS AS INDICATED ON PLANS OR ELEVATIONS.
4. ALL STAIRS ARE MARKED AT TOP END.
5. ALL COLUMNS ARE MARKED ON NORTH OR WEST FLANGE AT BASE END.
6. ALL FIN PLATES ARE ON THE NORTH AND WEST FACE OF CONNECTING BEAM U.O.N

STRUCAD

DRG No.	REFERENCE DRAWINGS
	MARKING PLAN
	ENGINEERING DWG

REV	DATE	AMENDMENT
E		
D		
C		
B		
A		

CLIENT

One Cad Pty Ltd
POST OFFICE BOX 976
MORLEY WA 6943
PAUL 0468 854 831
KERRY 0468 854 830
ACN 115921876

DRN	CHK	DATE	SCALE	SHEET
			NTS	A1

PROJECT

ELLENBROOK COMMUNITY PAVILION
MAFFINA PARADE ELLENBROOK

JOB NO.

MARKING PLAN

DRG NO. -

REV